

Neurodegenerative Disorders

Your Expertise

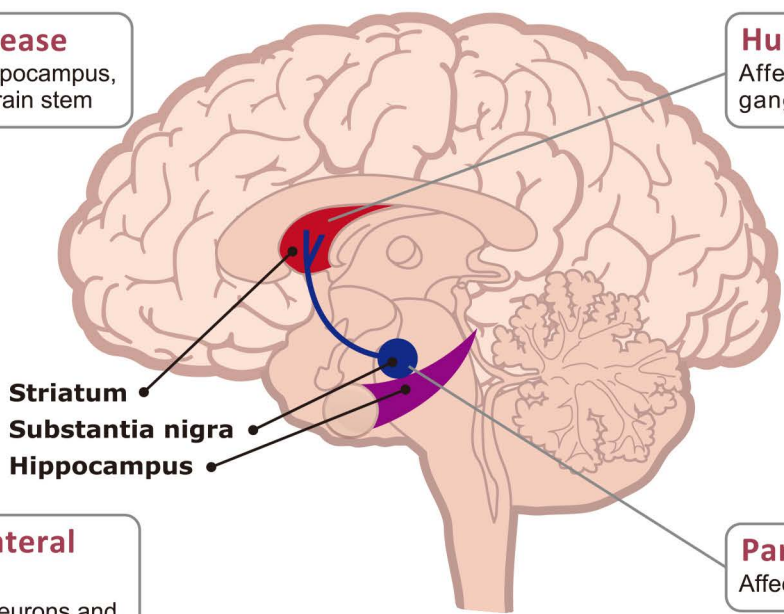
Our Antibodies

Accelerated Discovery

www.genetex.com

Alzheimer's Disease
Affects the cortex, hippocampus, basal forebrain and brain stem

Huntington's Disease
Affects the striatum, basal ganglia, cortex and others

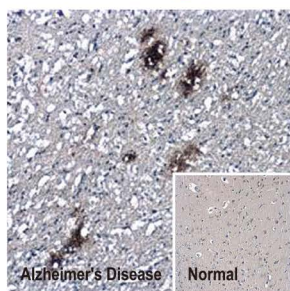


Amyotrophic Lateral Sclerosis (ALS)
Affects spinal motor neurons and the motor cortex

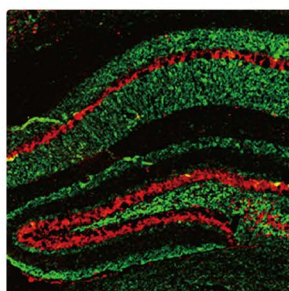
Parkinson's Disease
Affects dopaminergic neurons

Highlighted Products

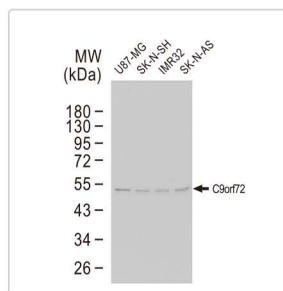
C Citation Support
 K KO/KD Validation
 A Comparative Abs
 P Protein Overexpression



beta Amyloid (1-42) antibody – Conformation Specific (GTX134510)



alpha Synuclein antibody (GTX133367)



C9orf72 antibody [GT1553] (GTX634482)

































Huntingtin antibody (GTX132433)















Disease	Type of Aggregation	Subcellular Localization	Affected Protein	Brain Region Affected
Alzheimer's Disease (AD)	Neuritic Plaques	Extracellular	Amyloid beta peptide	Cortex, hippocampus, basal forebrain, brain stem
	Neurofibrillary tangles	Intracellular	Hyperphosphorylated Tau	
Parkinson's Disease (PD)	Lewy Body	Intracellular (Cytoplasm)	α-Synuclein	Substantia nigra, cortex, locus ceruleus, rephe (dopaminergic neurons)
Huntington's Disease (HD)	Intranuclear inclusions & cytoplasmic aggregates	Intracellular	Huntingtin with polyglutamate expansion	Striatum, basal ganglia, cortex, others
Amyotrophic Lateral Sclerosis (ALS)	Bonina bodies and axonal spheroids	Intracellular (Cytoplasm)	Various ALS genes	Spinal motor neurons and motor cortex
Prion Disease	Amyloid Plaque	Intracellular & Extracellular	Prion protein	Cortex, brain stem, thalamus, cerebellum, other

Alzheimer's Disease








 Citation Support
  KO/KD Validation
  Comparative Abs
  Orthogonal Validation
  Protein Overexpression

	Cat. No.	Product Name	Host & Clonality	Reactivity	Application
APP & Aβ	GTX134510	beta Amyloid (1-42) antibody – Conformation Specific	Rb pAb	Hu	Dot, IHC-P, ELISA
	GTX60998	beta Amyloid (1-42) antibody	Rb pAb	Hu, Ms, Rat	ELISA, IHC-P
	 GTX101336	APP antibody [C2C3], C-term	Rb pAb	Hu, Ms, Rat	ICC/IF, IHC, IHC-P, WB
	GTX112677	APP antibody	Rb pAb	Hu, Ms, Rat	ICC/IF, IHC-P, WB
	GTX84879	APP antibody [9E2]	Ms mAb	Hu	FACS, ICC/IF, IHC-P, WB
α Secretase	 GTX130081	ADAM9 antibody	Rb pAb	Hu, Ms	WB
	 GTX104940	ADAM10 antibody [N2C1], Internal	Rb pAb	Hu	IHC-P, WB
	 GTX101358	ADAM17 antibody [C2C3], C-term	Rb pAb	Hu, Ms, Rat	IHC-P, WB 
	GTX64665	ADAM19 antibody	Rb pAb	Hu, Ms, Rat	WB
β Secretase	 GTX103757	BACE1 antibody [N1C2]	Rb pAb	Hu, Ms, Rat	IHC-P, WB
	GTX113319	BACE1 antibody [N1C1]	Rb pAb	Hu, Ms	IHC-P, WB
	 GTX113951	BACE2 antibody [C1C3]	Rb pAb	Hu, Rat	ICC/IF, IHC-P, WB
γ Secretase	GTX115930	Nicastrin antibody	Rb pAb	Hu	ICC/IF, WB
	GTX85063	PEN2 antibody	Rb pAb	Hu, Ms, Rat	ELISA, IHC-P, WB
	GTX101028	Presenilin 1 antibody [C1C3]	Rb pAb	Hu, Ms, Rat	IHC-P, WB
	GTX116016	Presenilin 1 antibody [C1C2], Internal	Rb pAb	Hu, Ms	ICC/IF, IHC-P, WB
Secretase	GTX64404	Cathepsin B antibody	Rb pAb	Hu, Ms, Rat	WB
	 GTX53939	Cathepsin D antibody	Rb pAb	Hu, Ms, Rb	ICC/IF, IHC-P, WB
	 GTX133019	Cathepsin D antibody	Rb pAb	Hu	WB
	GTX103988	Cathepsin S antibody	Rb pAb	Hu, Rat	IHC-P, WB
	 GTX114350	Cathepsin S antibody	Rb pAb	Hu	ICC/IF, IHC-P, WB
	Aβ-degrading protease	 GTX100923	ACE antibody	Rb pAb	Ms, Rat
 GTX111680		CD10 antibody [N2C1], Internal	Rb pAb	Hu, Ms, Rat	IHC-P, WB
GTX54043		ECE1 antibody	Rb pAb	Hu, Ms, Rat	IHC-P, WB
GTX111664		IDE antibody [N3C1], Internal	Rb pAb	Hu, Ms, Rat	ICC/IF, IHC-P, WB 
 GTX633625		IDE antibody [GT286]	Ms mAb	Hu, Ms, Rat	IHC-P, WB 
 GTX104577		MMP2 antibody	Rb pAb	Hu, Ms	ICC/IF, IHC-P, IP, WB
 GTX100458		MMP9 antibody [N2C1], Internal	Rb pAb	Hu, Bov	ICC/IF, IHC-P, WB 
Calpain	 GTX102340	Calpain 1 antibody [N3C2], Internal	Rb pAb	Hu, Ms, Squirrel	ICC/IF, IHC-P, IP, WB
	 GTX102499	Calpain 2 antibody [N2C1], Internal	Rb pAb	Hu, Ms	FACS, ICC/IF, IHC-P, WB
Plasminogen system	 GTX103453	tPA antibody	Rb pAb	Hu, Ms, Rat	IHC-P, WB
	GTX100465	Urokinase antibody	Rb pAb	Hu	IHC-P, WB
Tau	GTX100866	Tau antibody	Rb pAb	Hu, Ms	IHC-P, WB 
	GTX112981	Tau antibody	Rb pAb	Hu, Ms, Rat	ICC/IF, IHC-Fr, IHC-P, WB
	GTX49353	Tau antibody	Chk pAb	Hu, Ms, Rat	ICC/IF, IHC-Fr, WB
	 GTX130456	Tau (phospho Ser198) antibody	Rb pAb	Hu, Ms, Rat	WB 
	 GTX24864	Tau (phospho Ser199/Ser202) antibody	Rb pAb	Hu, Ms, Rat	ICC/IF, IHC-P, WB
	GTX24842	Tau (phospho Thr212) antibody	Rb pAb	Hu, Ms, Rat	WB
	GTX24846	Tau (phospho Ser214) antibody	Rb pAb	Hu	WB
	GTX50175	Tau (phospho Ser262) antibody	Rb pAb	Hu, Ms, Rat	ICC/IF, IHC-P, WB
	GTX86695	Tau (phospho Ser396) antibody	Rb pAb	Hu, Ms, Rat	ELISA, WB
	 GTX86147	Tau (phospho Ser422) antibody	Rb pAb	Hu, Ms, Rat	ELISA, IHC, IHC-P, WB
CDK5 & regulator	GTX108328	CDK5 antibody [C2C3], C-term	Rb pAb	Hu, Ms, Rat	ICC/IF, IHC-P, WB 
	GTX60441	CDK5 antibody [4E4]	Ms mAb	Hu, Mk, Rat	ELISA, FACS, ICC/IF, IHC-P, WB
	GTX133713	p35 antibody	Rb pAb	Hu	WB
Other related protein	 GTX100053	Apolipoprotein E antibody [C2C3], C-term	Rb pAb	Hu	ICC/IF, IHC-P, IP, WB
	GTX101456	Apolipoprotein E antibody	Rb pAb	Hu	ICC/IF, IHC-P, WB
	 GTX60446	Apolipoprotein E antibody [1H4]	Ms mAb	Hu	ELISA, FACS, IHC-P, WB
	GTX110271	APBB2 antibody	Rb pAb	Hu	ICC/IF, WB
	GTX109699	APBB3 antibody [N3C3]	Rb pAb	Hu	IHC-P, WB
	GTX100301	ERAB antibody	Rb pAb	Hu, Ms, Rat	ICC/IF, IHC-P, WB
	 GTX48613	ERAB antibody	Gt pAb	Hu, Ms, Dog, Rat, Zfsh, NHuPm, XI, Bov	IHC, WB
	GTX129086	LRP1 (85kDa subunit) antibody	Rb pAb	Hu	WB
	GTX103712	Seladin 1 antibody [N1C2]	Rb pAb	Hu, Ms, Rat	ICC/IF, IHC-P, WB
	GTX119423	TRAK2 antibody [N1N2], N-term	Rb pAb	Hu, Ms, Rat	WB
GTX121628	TRAK2 antibody	Rb pAb	Hu, Ms	ICC/IF, WB	

Amyotrophic Lateral Sclerosis (ALS)























































Cat. No.	Product Name	Host & Clonality	Reactivity	Application
GTX112653	alpha Tubulin 4a antibody	Rb pAb	Hu, Ms	ICC/IF, WB
⊙ GTX113098	alpha Tubulin 4a antibody	Rb pAb	Hu, Ms	ICC/IF, IHC-P, WB
GTX120076	ALS2CR12 antibody	Rb pAb	Hu	ICC/IF, IHC-P, WB
GTX130329	ATXN2 antibody	Rb pAb	Hu, Ms	IHC-P, WB
GTX130331	ATXN2 antibody	Rb pAb	Hu	ICC/IF, WB
⊙ GTX119046	C21orf2 antibody [N1C2]	Rb pAb	Hu	ICC/IF, IHC-P, WB
GTX634482	C9orf72 antibody [GT1553]	Ms mAb	Hu, Ms	WB 
GTX632041	C9orf72 antibody [GT779]	Ms mAb	Hu, Ms, Rat	IHC-P, IP, WB 
GTX100231	DCTN1 antibody [C3], C-term	Rb pAb	Hu, Ms, Rat	ICC/IF, IHC-P, WB
GTX110048	FIG4 antibody	Rb pAb	Hu	ICC/IF, IHC-P, WB
GTX101810	FUS antibody [C1C3]	Rb pAb	Hu, Ms	IHC-P, WB
⊙ GTX113486	Galectin 3 antibody	Rb pAb	Hu, Rat	ICC/IF, IHC-P, WB 
⊙ GTX125897	Galectin 3 antibody	Rb pAb	Hu, Ms, Rat	ELISA, IHC-P, WB 
GTX130498	Gemin 5 antibody	Rb pAb	Hu, Ms	ICC/IF, IHC-P, IP, WB
⊙ GTX101277	HMGB1 antibody	Rb pAb	Hu, Ms, Pig, Rat	ICC/IF, IHC, IHC-P, WB 
GTX628835	HMGB1 antibody [GT348]	Ms mAb	Hu, Ms, Rat	ICC/IF, IHC-Fr, IHC-P, WB 
⊙ GTX111150	HSC70 antibody [C1C3]	Rb pAb	Hu, Ms, Pig	IHC-P, WB
⊙ GTX111069	HSC70 antibody [N2C1], Internal	Rb pAb	Hu, Ms	ICC/IF, IHC-P, WB
GTX113057	NAK antibody [N2C1], Internal	Rb pAb	Hu, Ms	ICC/IF, IHC-P, WB
⊙ GTX30202	Sodium Potassium ATPase alpha 1 antibody [464.6(6H)]	Ms mAb	Hu, Ms, Dog, Dm, Pig, Rat, Yeast, Gpig, NHuPm, Rb, Bov, Xenopus	ICC/IF, IHC-Fr, IHC-P, IP, WB
GTX130828	Nek1 antibody	Rb pAb	Hu, Ms	ICC/IF, WB
GTX132575	Optineurin antibody	Rb pAb	Hu, Ms	ICC/IF, IHC-P, WB
GTX102005	Peripherin antibody	Rb pAb	Hu	IHC-P, WB
⊙ GTX101047	SMN1 antibody	Rb pAb	Hu	ICC/IF, WB
⊙ GTX100554	SOD1 antibody	Rb pAb	Hu, Ms, Rat, Bird	ELISA, ICC/IF, IHC-P, WB 
⊙ GTX100659	SOD1 antibody	Rb pAb	Hu, Ms, Rat	ICC/IF, IHC-Fr, IHC-P, WB 
⊙ GTX100685	SQSTM1 / P62 antibody [N3C1], Internal	Rb pAb	Hu, Ms, Rat, Zfsh, Bov, Honeybee	FACS, ICC/IF, IHC-P, IP, WB 
⊙ GTX629890	SQSTM1 / P62 antibody [GT1478]	Ms mAb	Hu, Ms	FACS, ICC/IF, IHC-Fr, WB 
GTX133943	SQSTM1 / P62 (phospho Ser272) antibody	Rb pAb	Hu	WB 
⊙ GTX128171	SQSTM1 / P62 (phospho Ser403) antibody	Rb pAb	Hu, Ms, Rat	FACS, IHC-P, WB 
⊙ GTX114210	TDP43 antibody	Rb pAb	Hu, Ms, Rat	ICC/IF, IHC-P, IP, WB, ChIP-seq 
GTX630197	TDP43 antibody [GT733]	Ms mAb	Hu, Ms, Rat	ICC/IF, IHC-P, WB 
⊙ GTX113030	VCP antibody [N1N2], N-term	Rb pAb	Hu, Ms, Dog, Rat	ICC/IF, IHC-P, IP, WB

Huntington's Disease


















	Cat. No.	Product Name	Host & Clonality	Reactivity	Application
Huntingtin	GTX132433	Huntingtin antibody	Rb pAb	Hu, Rat	ICC/IF, IHC-P, WB 
	GTX13583	Huntingtin antibody [1A771]	Ms mAb	Hu, Ms	IHC, IHC-Fr, WB
Huntingtin-interacting proteins	GTX112099	CA150 antibody	Rb pAb	Hu, Ms, Rat	ICC/IF, IHC-P, WB 
	GTX131449	HIP1 antibody	Rb pAb	Hu, Ms, Rat	WB
	GTX117072	HIP1R antibody [N1N2], N-term	Rb pAb	Hu, Rat	ICC/IF, IHC-P, WB
	GTX114469	HIP2 antibody	Rb pAb	Hu, Ms	ICC/IF, WB
	GTX114192	ZDHHC17 antibody	Rb pAb	Hu, Ms	WB
	GTX106273	ZDHHC13 antibody [C3], C-term	Rb pAb	Hu	ICC/IF, WB
	GTX111124	HIPPI antibody [N1C3]	Rb pAb	Hu	IHC-P, WB
	GTX111125	HIPPI antibody [C1C3]	Rb pAb	Hu	ICC/IF, IHC-P, WB
	GTX108567	PACSIN1 antibody	Rb pAb	Hu, Ms, Rat	ICC/IF, IHC-P, WB
	⊙ GTX104204	PACSIN2 antibody [N2C3]	Rb pAb	Hu	IHC-P, WB
	GTX108004	PACSIN3 antibody [N1], N-term	Rb pAb	Hu	WB
	GTX129144	REST antibody	Rb pAb	Hu	IHC-P, WB 
	GTX114758	SH3GL3 antibody	Rb pAb	Ms, Rat	IHC-P, WB
	⊙ GTX129156	SIN3A antibody	Rb pAb	Hu, Ms, Rat	ICC/IF, IHC-P, IP, WB, ChIP assay 
⊙ GTX110593	SP1 antibody	Rb pAb	Hu, Ms, Rat	ICC/IF, IHC-P, IP, WB, ChIP assay 	
Related protein for vesicular traffic	⊙ GTX22731	Clathrin heavy chain antibody [X22]	Ms mAb	Hu, Ms, Dog, Rat, Hm, NHuPm, Bov, Avian	Blocking, ELISA, FACS, ICC/IF, IHC, IHC-Fr, IHC-P, IM, IP, WB
	GTX100231	DCTN1 antibody [C3], C-term	Rb pAb	Hu, Ms, Rat	ICC/IF, IHC-P, WB
	GTX115435	DCTN2 antibody	Rb pAb	Hu	ICC/IF, IHC-P, WB
Other related protein	GTX132621	BDNF antibody	Rb pAb	Hu, Ms	IHC-P, WB
	GTX115247	NPEPPS antibody [N3C2-2], Internal	Rb pAb	Hu, Ms	ICC/IF, WB
	⊙ GTX128826	Ubiquitin antibody	Rb pAb	Hu	WB 
	⊙ GTX630147	Ubiquitin antibody [GT751]	Ms mAb	Hu	WB 

Parkinson's Disease

 Citation Support
  KO/KD Validation
  Comparative Abs
  Orthogonal Validation
  Protein Overexpression

	Cat. No.	Product Name	Host & Clonality	Reactivity	Application
PARK1 (α -synuclein)	 GTX112799	alpha Synuclein antibody	Rb pAb	Hu, Ms, Rat	ICC/IF, IHC-Fr, IHC-P, WB 
	 GTX133367	alpha Synuclein antibody	Rb pAb	Hu, Ms, Rat	ICC/IF, IHC-Fr, IHC-P, WB 
	 GTX21904	alpha Synuclein antibody [4B12]	Ms mAb	Hu	Dot, ELISA, IHC, IHC-Fr, IHC-P, WB
	 GTX21903	alpha Synuclein antibody [4D6]	Ms mAb	Hu, Ms, Rat	ELISA, IHC, IHC-Fr, IHC-P, WB
	 GTX82738	alpha Synuclein (phospho Ser129) antibody	Rb pAb	Rat	WB
	 GTX55033	alpha Synuclein (phospho Tyr133) antibody	Rb pAb	Hu	IHC-P, WB
	 GTX50306	alpha Synuclein (phospho Tyr136) antibody	Rb pAb	Hu, Ms, Rat	ICC/IF, WB
PARK2 (Parkin)	 GTX31927	Parkin antibody	Rb pAb	Hu	ELISA, IHC-P, WB
PARK5 (PGP9.5)	 GTX109637	PGP9.5 antibody	Rb pAb	Hu, Ms, Rat	ICC/IF, IHC-Fr, IHC-P, WB 
	 GTX109646	PGP9.5 antibody	Rb pAb	Hu, Ms, Rat	ICC/IF, IHC-Fr, IHC-P, WB 
PARK6 (PINK1)	 GTX10410	PGP9.5 antibody	Gp pAb	Hu, Ms, Mk, Rat	ICC/IF, IHC, IHC-Fr
	 GTX107851	PINK1 antibody [N3C3]	Rb pAb	Hu, Ms	ICC/IF, WB
PARK7 (DJ1)	 GTX132574	Park7 / DJ-1 antibody	Rb pAb	Hu, Ms, Rat	IHC-P, WB 
	 GTX132552	Park7 / DJ-1 antibody	Rb pAb	Hu, Ms, Rat	IHC-P, WB 
	 GTX132556	Park7 / DJ-1 antibody	Rb pAb	Hu	WB 
PARK8 (LRRK2)	 GTX113065	LRRK2 antibody [N1], N-term	Rb pAb	Hu, Ms	IHC-P, WB
	 GTX113067	LRRK2 antibody [N3], Internal	Rb pAb	Hu, Ms	ICC/IF, IHC-P, WB 
	 GTX133135	LRRK2 antibody	Rb pAb	Ms, Rat	WB
Parkin substrate	 GTX23927	Cyclin E antibody [HE12]	Ms mAb	Hu, Ms	IHC, IHC-P, WB
	 GTX103045	Cyclin E1 antibody	Rb pAb	Hu	ICC/IF, WB 
	 GTX133414	Cyclin E1 antibody	Rb pAb	Hu	WB 
	 GTX118561	SEPT5 antibody [N3C3]	Rb pAb	Hu, Ms	IHC-P, WB
	 GTX32905	SYT11 antibody	Rb pAb	Hu	IHC-P, WB
	 GTX109676	STUB1 antibody [C1C3]	Rb pAb	Hu, Ms	ICC/IF, IHC-P, WB
	 GTX122827	STUB1 antibody [N1C3]	Rb pAb	Hu, Ms, Rat	IHC-P, WB
Other related protein	 GTX115032	Ataxin 3 antibody	Rb pAb	Hu, Ms	ICC/IF, IHC-P, WB 
	 GTX123973	ALDH1A1 antibody	Rb pAb	Hu, Ms, Rat	ICC/IF, IHC-P, WB
	 GTX100043	ALDH1A1 antibody [C3], C-term	Rb pAb	Hu, Ms	ICC/IF, IHC-P, WB
	 GTX101616	Dopamine beta Hydroxylase antibody	Rb pAb	Hu, Ms, Rat	IHC-P, WB 
	 GTX30448	DOPA Decarboxylase antibody	Rb pAb	Hu, Ms, Rat, Bov	ICC/IF, IHC, IHC-Fr, IHC-P, WB
	 GTX134053	DOPA Decarboxylase antibody	Rb pAb	Ms, Rat	IHC-P, WB
	 GTX108180	Dopamine Receptor D1 antibody [N1-2], N-term	Rb pAb	Hu	WB
	 GTX110703	HTRA2 antibody	Rb pAb	Hu	IHC-P, WB
	 GTX132456	HTRA2 antibody	Rb pAb	Hu	WB 
	 GTX133351	MFN1 antibody	Rb pAb	Hu, Ms, Rat	IHC-P, WB
	 GTX102055	MFN2 antibody [N1N2], N-term	Rb pAb	Hu, Ms	IHC-P, WB
	 GTX133225	Nurr1 antibody	Rb pAb	Ms, Rat	WB
	 GTX111702	Transglutaminase 2 antibody [N3C3]	Rb pAb	Hu, Ms	ICC/IF, IHC-P, WB
	 GTX102424	Tyrosine Hydroxylase antibody [N1C1]	Rb pAb	Hu, Ms, Rat	ICC/IF, IHC-Fr, IHC-P, WB, IHC-Wm
	 GTX113016	Tyrosine Hydroxylase antibody	Rb pAb	Hu, Ms, Rat, Vole	ICC/IF, IHC-Fr, IHC-P, WB
	 GTX10372	Tyrosine Hydroxylase antibody [185]	Ms mAb	Hu, Ms, Rat	ICC/IF, IHC-Fr, IHC-P, WB

Prion Disease

	Cat. No.	Product Name	Host & Clonality	Reactivity	Application
PrP	 GTX14219	Prion Protein (PrP) antibody [7D9]	Ms mAb	Hu, Ms, Cat, Deer, Elk, Hm, Shp, Bov	ELISA, IHC-P, WB
	 GTX101063	Prion Protein (PrP) antibody	Rb pAb	Hu, Ms	IHC-P, WB
Other related protein	 GTX113719	ERp57 antibody	Rb pAb	Hu, Ms, Rat	ICC/IF, IHC-P, WB
	 GTX100297	ERp57 antibody [C3], C-term	Rb pAb	Hu, Ms, Rat	ICC/IF, IHC-P, WB
	 GTX113340	Grp78 antibody	Rb pAb	Hu, Ms, Chk, Rat	ICC/IF, IHC-P, WB 
	 GTX102580	Grp78 antibody [N2C1], Internal	Rb pAb	Hu, Ms, Rat	ICC/IF, IHC-P, IP, WB 
	 GTX103232	GRP94 antibody	Rb pAb	Hu, Ms, Rat	ICC/IF, IHC-P, IP, WB 
	 GTX102049	Hsp40 antibody [N1C1]	Rb pAb	Hu	WB
	 GTX111069	HSC70 antibody [N2C1], Internal	Rb pAb	Hu, Ms	ICC/IF, IHC-P, WB
	 GTX109753	Hsp90 alpha antibody	Rb pAb	Hu, Ms, Rat	ICC/IF, IHC-P, IP, WB 
	 GTX101448	HSP90 beta antibody	Rb pAb	Hu, Ms, Rat	ICC/IF, IHC-P, IP, WB, ELISA-Ag
	 GTX103322	NRF2 antibody [N2C2], Internal	Rb pAb	Hu, Ms, Rat, Bird, plnt	ICC/IF, IHC, IHC-P, IP, WB, ChIP assay 



Tel 886.3.6208988 Address 6F-2, No.89, Dongmei Rd., Hsinchu 300, Taiwan (R.O.C.)
 Fax 886.3.6208989 E-mail international@genetex.com

USA

Toll-free 1.877.GeneTex(1.877.436.3839) Address 2456 Alton Parkway, Irvine, CA 92606 USA
 Fax 1.949.309.2888 E-mail info@genetex.com

www.genetex.com

PD-N000-190402